


Music Blizzard Bag

School Year of
2017 - 2018





Contents:

Here are the selections for the Music portion of your Blizzard Bag. On the first Blizzard Bag day, complete assignment #1 and keep your completed work with the packet. Every Blizzard Day after that, complete the next assignment. Give the packet to your teacher when he/she asks for it.

Grade 3 - 5:

Blizzard Day 1: Code Breaker

Blizzard Day 2: Cross Word (look back at Code Breaker for help)

Blizzard Day 3: Incredibox Music Making Fun

Grade 4:

Blizzard Day 1: Recorder Practice Sheet

Blizzard Day 2: Recorder Practice Sheet

Blizzard Day 3: Recorder Practice Sheet

Band:

Blizzard Day 1: Band Practice Sheet

Blizzard Day 2: Band Practice Sheet

Blizzard Day 3: Band Practice Sheet

Music Blizzard Bag

Grades 3-5

It is expected that on the first blizzard day, students will do Assignment #1. The next blizzard day, students will complete Assignment #2 and on the following blizzard day, they will complete Assignment #3.

Two of the assignments are about the **letter names of the lines and spaces** on the musical staff. The only letters which are used in music are A-B-C-D-E-F- G.

Be sure to keep all of your assignment sheets together as some are back to back. Hand them in when your teacher tells you to do so.

Day #1: Do the worksheet “**Top Secret Code Breaker.**” Look at the staff at the top of the page with the letter names of the lines and spaces printed out below each note. Use it to help you decode the secret words.

Day #2: Do “**Let’s Crossword.**” Find the secret words first. You may use worksheet #1 to help you, if you wish. Then, see if you can fit your words into the crossword puzzle.

Day #3: **Go online** to www.incredibox.com and change the hats and accessories on the musicians to create your own music. Be sure your sound is turned on. Answer the question about your experience on the worksheet provided. Have fun!

Grade 4 Recorders: There is a practice sheet to record your practice time each Blizzard Day. Fill in the date, your practice time and sign your name.

Band Students: There is a practice sheet to record your practice time each Blizzard Day. Fill in the date, your practice time and sign your name.





ABOUT ACTIVITY

CodeBreaker! is a note naming activity that is perfect for the music classroom or beginning instrumental/choral student. The challenge of this activity is to correctly name each note and then write its alphabet letter name on the blank below. The code is broken when the alphabet letters reveal the secret word.

Treble Clef

TOP SECRET

CODEBREAKER!




About This Activity

Let's Crossword! is ideal for the beginning and intermediate student, helping them to learn note names in fun way. Figure out what each note name is, and then write the alphabet letter in the blank below the note. Once you discover what the word is you can start solving the puzzle!

Treble Clef

LET'S CROSSWORD!



ACROSS

1

5

6

8

9

10

DOWN

2

3

4

7



4th Grade Recorder Blizzard Bag

Day 1 - Practice your recorder for 15 minutes.

Day 2 - Practice your recorder for 15 minutes.

Day 3 - Practice your recorder for 15 minutes.

Practice Chart

Date	Minutes Practiced	Student Name

4th and 5th Grade Band

Day 1 - Practice your recorder for at least 15 minutes.

Day 2 - Practice your recorder for at least 15 minutes.

Day 3 - Practice your recorder for at least 15 minutes.

Practice Chart

Date:	Minutes Practiced	Student Name:

Blizzard Day #3

Grade 5

Go online to www.incredibox.com and manipulate the hats on the musicians to create your own music. Have a good time. When you are finished, take a few minutes to write about the music you created. Tell what you did, and how it turned out. What was the best part of this assignment?

Name: _____

