

Snowman Construction Company

Westfield's Mayor Sullivan is seeking your help. The winter of 2018 has found Westfield with less snow than usual. Citizens and businessmen alike are desperately seeking a few good snowmen. Because it hasn't snowed much in Westfield, MA this winter, the people of this friendly city miss the snowmen that they always see decorated throughout Westfield. Mayor Sullivan has asked your company, the Snowman Construction Company, to build some snappy snowmen for the city to buy.

Your job is to build a snowman for your construction company to sell. You may spend no more than \$25.00 in materials. You may use any of the materials listed to build the snowman as long as you stay within the price limit.

Our task:

1. Review the "Snowman Construction Company Materials List."
2. Choose the materials you will use. Sketch, in pencil, your snowman to make sure you buy enough. You can't go back to the store!
3. Double-check your calculations to make sure you stay within the price required.
4. Build your final snowman on the construction paper using the items you chose from the material list. Be sure to include only the items you chose. Draw and color neatly. Add a background if you wish.
5. Write a brief sales pitch for your snowman that includes at least three reasons why the people of Westfield should buy it. If you'd like, you may video your sales pitch and have a parent email it to your teacher's school email.

Financial Literacy & Fourth Grade Skills

What you should learn about money:


- It is important to plan carefully when you make a budget.
- You have to make choices when you make purchases.
- The biggest things can cost more, but it doesn't mean they are better.

What you should learn that we cover in class:


- Adding and multiplying money with regrouping.
- Writing persuasively.
- Reading tables and charts to gain information.
- Presenting material in visual and written format.

TOTAL


Snowballs: 5 lb. = \$0.99 (must use at least two)



small
\$0.99



medium
\$2.97



large
\$4.95



extra large
\$5.94

x \$0.99 =

x \$2.97 =


x \$4.95 =

x \$5.94 =


Carrots



small
\$0.12



medium
\$0.14



large
\$0.20

x \$0.12 =

x \$0.14 =


x \$0.20 =

Arms

(free, donated by local tree farm)



small pair



large pair

x \$0 =

x \$0 =

Scarf




blue = \$2.49
red = \$3.72
green = \$4.05
purple = \$5.26

x \$ =

TOTAL

Hats



\$4.25 \$6.50 \$8.00

x \$4.25 = x \$6.50 = x \$8.00 =


Buttons



regular \$0.03 large \$0.05

x \$0.03 = x \$0.05 =

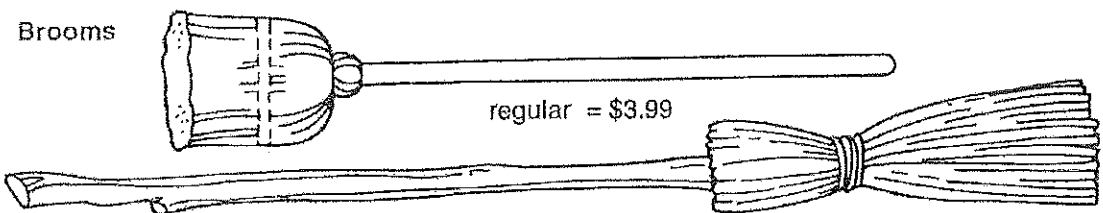
Coal



1 oz. piece = \$0.02

x \$0.02 =

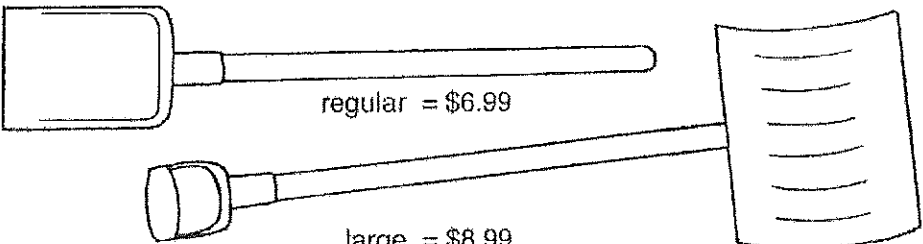
Brooms



regular = \$3.99 large = \$4.99

x \$3.99 = x \$4.99 =

Shovels



regular = \$6.99 large = \$8.99

x \$6.99 = x \$8.99 =

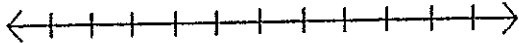
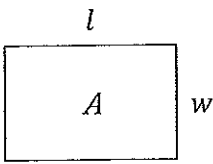
FINAL PRICE:

SKETCH

FINAL

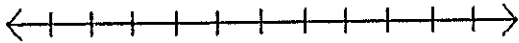
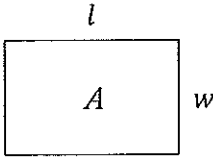
Approved Supplemental Mathematics Reference Sheet Grade 4

(For use by students on the MCAS Mathematics test who have this accommodation)

General Problem Solving Strategies	Symbols																																																																																																				
<ul style="list-style-type: none"> • Reread question for clarity • Draw a picture • Make a table • Circle or highlight key terms • Calculate and solve • See if my answer makes sense • Circle my answer 	<p>> is greater than < is less than = is equal to</p>																																																																																																				
Place Value	Divisibility Rules																																																																																																				
<table border="1" style="width: 100%; border-collapse: collapse; text-align: center;"> <thead> <tr> <th colspan="6">Whole Numbers</th> <th colspan="3">Decimals</th> </tr> <tr> <th>Ht</th><th>Tt</th><th>Th</th><th>H</th><th>T</th><th>O</th><th>.</th><th>T</th><th>H</th> </tr> </thead> <tbody> <tr> <td> </td><td> </td><td> </td><td> </td><td> </td><td> </td><td> </td><td> </td><td> </td> </tr> </tbody> </table>	Whole Numbers						Decimals			Ht	Tt	Th	H	T	O	.	T	H										<table border="1" style="width: 100%; border-collapse: collapse;"> <tbody> <tr> <td style="text-align: center;">2</td> <td>If the last digit is even</td> </tr> <tr> <td style="text-align: center;">3</td> <td>If the sum of the digits can be divided by 3</td> </tr> <tr> <td style="text-align: center;">5</td> <td>If the last digit is 0 or 5</td> </tr> <tr> <td style="text-align: center;">6</td> <td>If the number is divisible by both 2 and 3</td> </tr> <tr> <td style="text-align: center;">9</td> <td>If the sum of the digits can be divided by 9</td> </tr> <tr> <td style="text-align: center;">10</td> <td>If the last digit is 0</td> </tr> </tbody> </table>	2	If the last digit is even	3	If the sum of the digits can be divided by 3	5	If the last digit is 0 or 5	6	If the number is divisible by both 2 and 3	9	If the sum of the digits can be divided by 9	10	If the last digit is 0																																																													
Whole Numbers						Decimals																																																																																															
Ht	Tt	Th	H	T	O	.	T	H																																																																																													
2	If the last digit is even																																																																																																				
3	If the sum of the digits can be divided by 3																																																																																																				
5	If the last digit is 0 or 5																																																																																																				
6	If the number is divisible by both 2 and 3																																																																																																				
9	If the sum of the digits can be divided by 9																																																																																																				
10	If the last digit is 0																																																																																																				
Number Line																																																																																																					
																																																																																																					
Hundreds Chart	Formulas																																																																																																				
<table border="1" style="width: 100%; border-collapse: collapse; text-align: center;"> <tbody> <tr><td>1</td><td>2</td><td>3</td><td>4</td><td>5</td><td>6</td><td>7</td><td>8</td><td>9</td><td>10</td></tr> <tr><td>11</td><td>12</td><td>13</td><td>14</td><td>15</td><td>16</td><td>17</td><td>18</td><td>19</td><td>20</td></tr> <tr><td>21</td><td>22</td><td>23</td><td>24</td><td>25</td><td>26</td><td>27</td><td>28</td><td>29</td><td>30</td></tr> <tr><td>31</td><td>32</td><td>33</td><td>34</td><td>35</td><td>36</td><td>37</td><td>38</td><td>39</td><td>40</td></tr> <tr><td>41</td><td>42</td><td>43</td><td>44</td><td>45</td><td>46</td><td>47</td><td>48</td><td>49</td><td>50</td></tr> <tr><td>51</td><td>52</td><td>53</td><td>54</td><td>55</td><td>56</td><td>57</td><td>58</td><td>59</td><td>60</td></tr> <tr><td>61</td><td>62</td><td>63</td><td>64</td><td>65</td><td>66</td><td>67</td><td>68</td><td>69</td><td>70</td></tr> <tr><td>71</td><td>72</td><td>73</td><td>74</td><td>75</td><td>76</td><td>77</td><td>78</td><td>79</td><td>80</td></tr> <tr><td>81</td><td>82</td><td>83</td><td>84</td><td>85</td><td>86</td><td>87</td><td>88</td><td>89</td><td>90</td></tr> <tr><td>91</td><td>92</td><td>93</td><td>94</td><td>95</td><td>96</td><td>97</td><td>98</td><td>99</td><td>100</td></tr> </tbody> </table>	1	2	3	4	5	6	7	8	9	10	11	12	13	14	15	16	17	18	19	20	21	22	23	24	25	26	27	28	29	30	31	32	33	34	35	36	37	38	39	40	41	42	43	44	45	46	47	48	49	50	51	52	53	54	55	56	57	58	59	60	61	62	63	64	65	66	67	68	69	70	71	72	73	74	75	76	77	78	79	80	81	82	83	84	85	86	87	88	89	90	91	92	93	94	95	96	97	98	99	100	<p>Area (A) of Rectangle $A = l \times w$ ($l = \text{length}; w = \text{width}$)</p> <p>Area ($A$) Model</p> <div style="text-align: center;">  </div> <p>Perimeter (P) $P = \text{distance around}$</p>
1	2	3	4	5	6	7	8	9	10																																																																																												
11	12	13	14	15	16	17	18	19	20																																																																																												
21	22	23	24	25	26	27	28	29	30																																																																																												
31	32	33	34	35	36	37	38	39	40																																																																																												
41	42	43	44	45	46	47	48	49	50																																																																																												
51	52	53	54	55	56	57	58	59	60																																																																																												
61	62	63	64	65	66	67	68	69	70																																																																																												
71	72	73	74	75	76	77	78	79	80																																																																																												
81	82	83	84	85	86	87	88	89	90																																																																																												
91	92	93	94	95	96	97	98	99	100																																																																																												
Fractions																																																																																																					
Add or Subtract – need like denominators																																																																																																					

Approved Supplemental Mathematics Reference Sheet Grade 4

(For use by students on the MCAS Mathematics test who have this accommodation)

General Problem Solving Strategies	Symbols																																																																																																				
<ul style="list-style-type: none"> Reread question for clarity Draw a picture Make a table Circle or highlight key terms Calculate and solve See if my answer makes sense Circle my answer 	<p>$>$ is greater than $<$ is less than $=$ is equal to</p>																																																																																																				
Place Value	Divisibility Rules																																																																																																				
<table border="1" style="margin: auto; border-collapse: collapse;"> <thead> <tr> <th colspan="6">Whole Numbers</th> <th colspan="3">Decimals</th> </tr> <tr> <th>Ht</th><th>Tt</th><th>Th</th><th>H</th><th>T</th><th>O</th><th>.</th><th>T</th><th>H</th> </tr> </thead> <tbody> <tr> <td> </td><td> </td><td> </td><td> </td><td> </td><td> </td><td> </td><td> </td><td> </td> </tr> </tbody> </table>	Whole Numbers						Decimals			Ht	Tt	Th	H	T	O	.	T	H										<table border="1" style="width: 100%; border-collapse: collapse;"> <tbody> <tr> <td style="text-align: center;">2</td> <td>If the last digit is even</td> </tr> <tr> <td style="text-align: center;">3</td> <td>If the sum of the digits can be divided by 3</td> </tr> <tr> <td style="text-align: center;">5</td> <td>If the last digit is 0 or 5</td> </tr> <tr> <td style="text-align: center;">6</td> <td>If the number is divisible by both 2 and 3</td> </tr> <tr> <td style="text-align: center;">9</td> <td>If the sum of the digits can be divided by 9</td> </tr> <tr> <td style="text-align: center;">10</td> <td>If the last digit is 0</td> </tr> </tbody> </table>	2	If the last digit is even	3	If the sum of the digits can be divided by 3	5	If the last digit is 0 or 5	6	If the number is divisible by both 2 and 3	9	If the sum of the digits can be divided by 9	10	If the last digit is 0																																																													
Whole Numbers						Decimals																																																																																															
Ht	Tt	Th	H	T	O	.	T	H																																																																																													
2	If the last digit is even																																																																																																				
3	If the sum of the digits can be divided by 3																																																																																																				
5	If the last digit is 0 or 5																																																																																																				
6	If the number is divisible by both 2 and 3																																																																																																				
9	If the sum of the digits can be divided by 9																																																																																																				
10	If the last digit is 0																																																																																																				
Number Line																																																																																																					
																																																																																																					
Hundreds Chart	Formulas																																																																																																				
<table border="1" style="margin: auto; border-collapse: collapse;"> <tbody> <tr><td>1</td><td>2</td><td>3</td><td>4</td><td>5</td><td>6</td><td>7</td><td>8</td><td>9</td><td>10</td></tr> <tr><td>11</td><td>12</td><td>13</td><td>14</td><td>15</td><td>16</td><td>17</td><td>18</td><td>19</td><td>20</td></tr> <tr><td>21</td><td>22</td><td>23</td><td>24</td><td>25</td><td>26</td><td>27</td><td>28</td><td>29</td><td>30</td></tr> <tr><td>31</td><td>32</td><td>33</td><td>34</td><td>35</td><td>36</td><td>37</td><td>38</td><td>39</td><td>40</td></tr> <tr><td>41</td><td>42</td><td>43</td><td>44</td><td>45</td><td>46</td><td>47</td><td>48</td><td>49</td><td>50</td></tr> <tr><td>51</td><td>52</td><td>53</td><td>54</td><td>55</td><td>56</td><td>57</td><td>58</td><td>59</td><td>60</td></tr> <tr><td>61</td><td>62</td><td>63</td><td>64</td><td>65</td><td>66</td><td>67</td><td>68</td><td>69</td><td>70</td></tr> <tr><td>71</td><td>72</td><td>73</td><td>74</td><td>75</td><td>76</td><td>77</td><td>78</td><td>79</td><td>80</td></tr> <tr><td>81</td><td>82</td><td>83</td><td>84</td><td>85</td><td>86</td><td>87</td><td>88</td><td>89</td><td>90</td></tr> <tr><td>91</td><td>92</td><td>93</td><td>94</td><td>95</td><td>96</td><td>97</td><td>98</td><td>99</td><td>100</td></tr> </tbody> </table>	1	2	3	4	5	6	7	8	9	10	11	12	13	14	15	16	17	18	19	20	21	22	23	24	25	26	27	28	29	30	31	32	33	34	35	36	37	38	39	40	41	42	43	44	45	46	47	48	49	50	51	52	53	54	55	56	57	58	59	60	61	62	63	64	65	66	67	68	69	70	71	72	73	74	75	76	77	78	79	80	81	82	83	84	85	86	87	88	89	90	91	92	93	94	95	96	97	98	99	100	<p><u>Area (A) of Rectangle</u> $A = l \times w$ <i>(l = length; w = width)</i></p> <p><u>Area (A) Model</u></p> <div style="text-align: center;">  </div> <p><u>Perimeter (P)</u> <i>P = distance around</i></p>
1	2	3	4	5	6	7	8	9	10																																																																																												
11	12	13	14	15	16	17	18	19	20																																																																																												
21	22	23	24	25	26	27	28	29	30																																																																																												
31	32	33	34	35	36	37	38	39	40																																																																																												
41	42	43	44	45	46	47	48	49	50																																																																																												
51	52	53	54	55	56	57	58	59	60																																																																																												
61	62	63	64	65	66	67	68	69	70																																																																																												
71	72	73	74	75	76	77	78	79	80																																																																																												
81	82	83	84	85	86	87	88	89	90																																																																																												
91	92	93	94	95	96	97	98	99	100																																																																																												
Fractions																																																																																																					
Add or Subtract - need like denominators																																																																																																					

